

GHG Rules & Statewide GHG Emission Inventories

April 24, 2019

Clean Air Branch



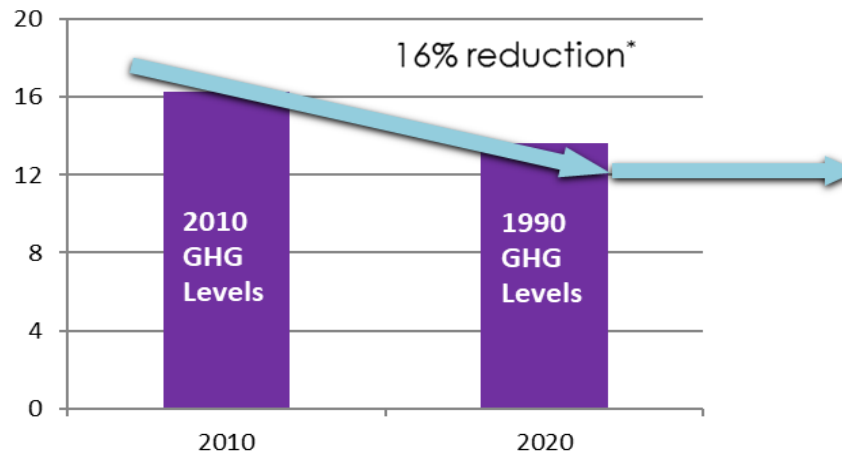
Healthy Communities, Healthy Islands, Healthy People

**Hawai'i Climate Change
Mitigation and Adaptation
Commission (Climate
Commission) Meeting**

Introduction

- Hawaii Act 234, 2007 – GHG Rules.
- GHG Rules set a statewide greenhouse gas emissions limit to equal or below 1990 levels by 2020 (CO₂e emission limit excludes aviation and international bunker fuel emissions and includes carbon sinks).
- To help meet goal - GHG emission cap is specified for large stationary sources as backstop to State Energy Office – Renewable Portfolio Standards (RPS) and Energy Efficiency Portfolio Standards (EEPS).
- Potential CO₂e threshold of 100,000 tons per year.

Statewide Stationary Source GHG Emission Levels

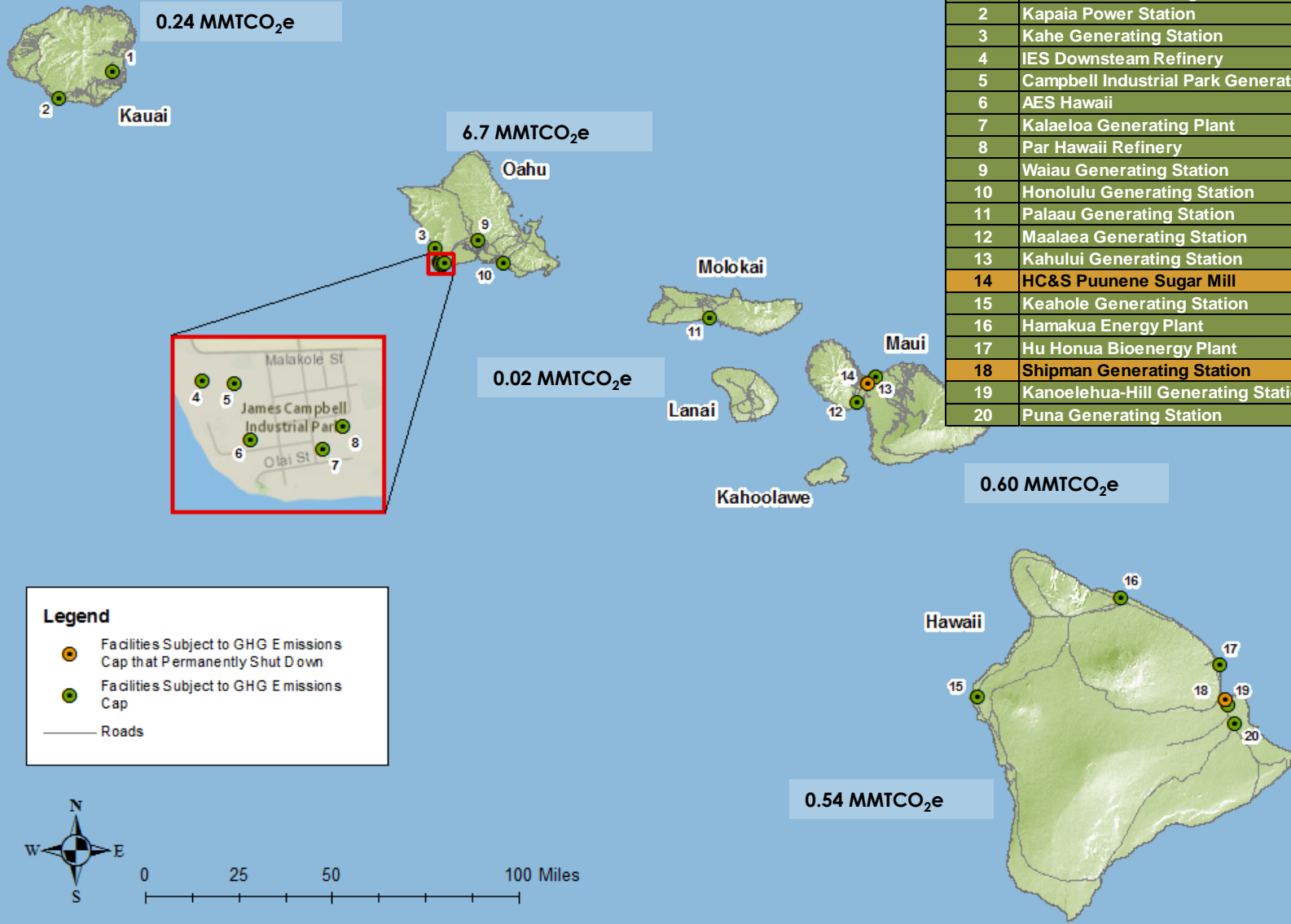


* 13.2% + Factor of Safety = 16% Reduction

State Greenhouse Gas (GHG) Rule Affected Facilities

2015 GHG Emissions

Station	Greenhouse Gas Facilities
1	Port Allen Generating Station
2	Kapaia Power Station
3	Kahe Generating Station
4	IES Downstream Refinery
5	Campbell Industrial Park Generating Station
6	AES Hawaii
7	Kalaeloa Generating Plant
8	Par Hawaii Refinery
9	Waiau Generating Station
10	Honolulu Generating Station
11	Palaa Generating Station
12	Maalaea Generating Station
13	Kahului Generating Station
14	HC&S Puunene Sugar Mill
15	Keahole Generating Station
16	Hamakua Energy Plant
17	Hu Honua Bioenergy Plant
18	Shipman Generating Station
19	Kanoelehua-Hill Generating Station
20	Puna Generating Station



Legend

- Facilities Subject to GHG Emissions Cap that Permanently Shut Down
- Facilities Subject to GHG Emissions Cap
- Roads

HAR 11-60.1-204(k)

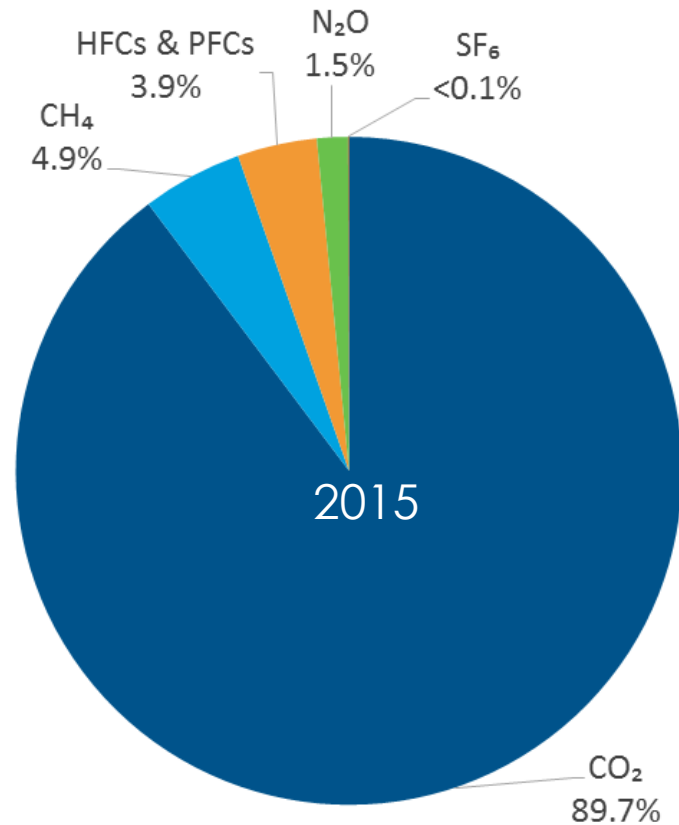
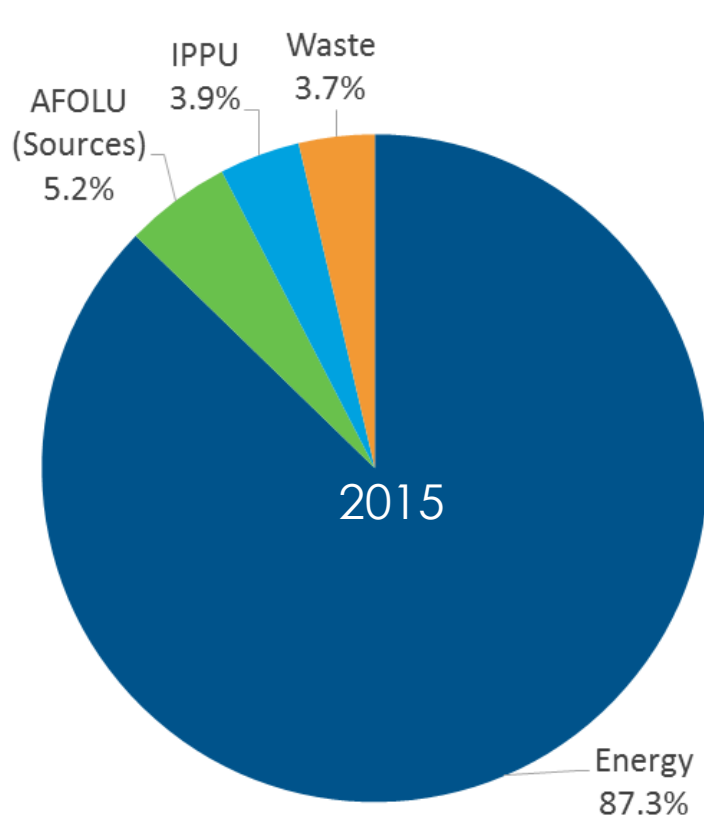
- DOH must conduct annual evaluations to determine progress in achieving the statewide GHG emissions limit.
- Contracted ICF to provide three annual reports.
- First 2015 annual report was recently released and is posted on the Clean Air Branch website.

<http://health.hawaii.gov/cab/>



2015 Annual Report

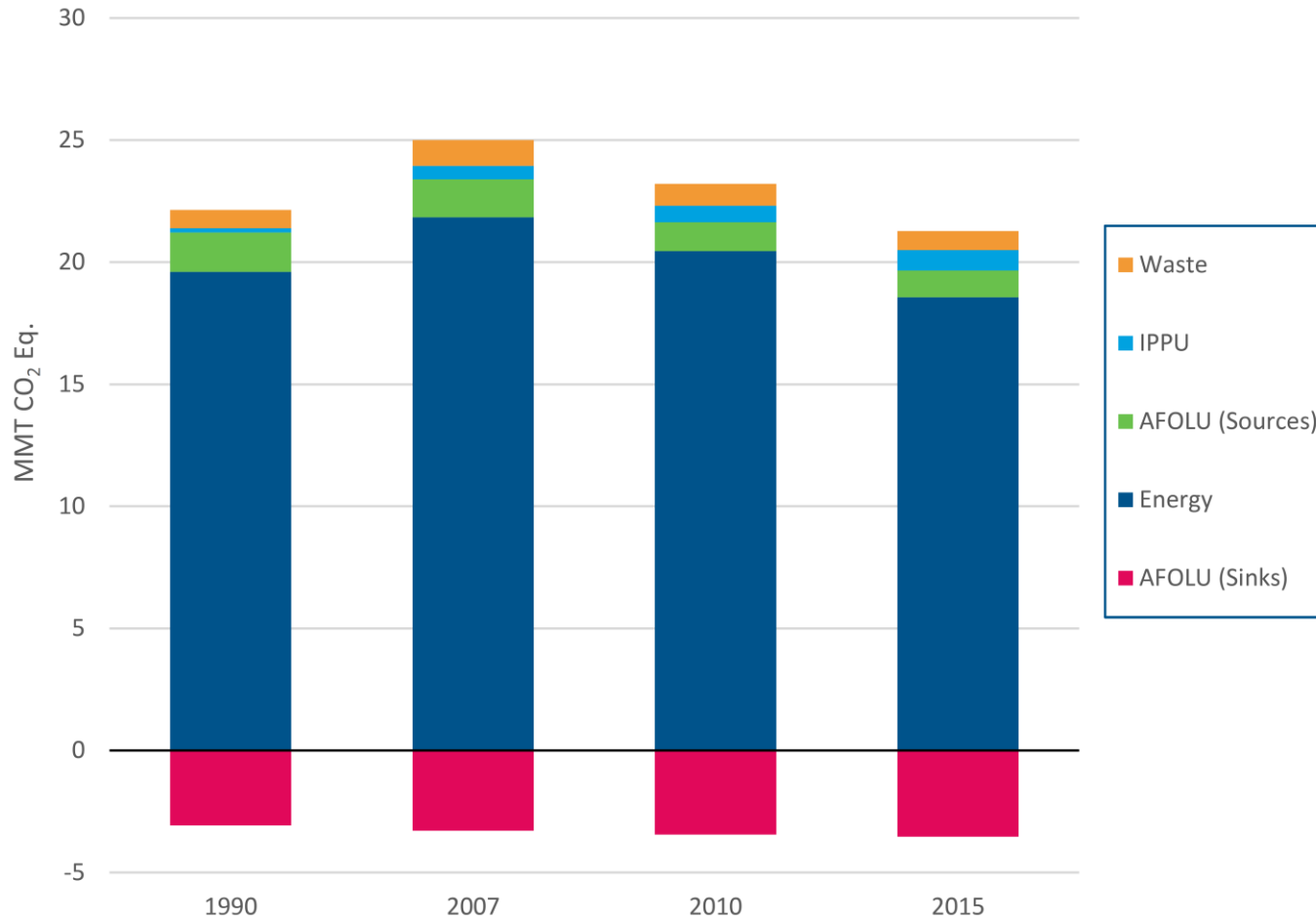
- Distribution of 2015 statewide GHG emissions.



21.28 MMT Statewide CO₂e Emissions , Excluding Emissions from Sinks & International Bunker Fuel

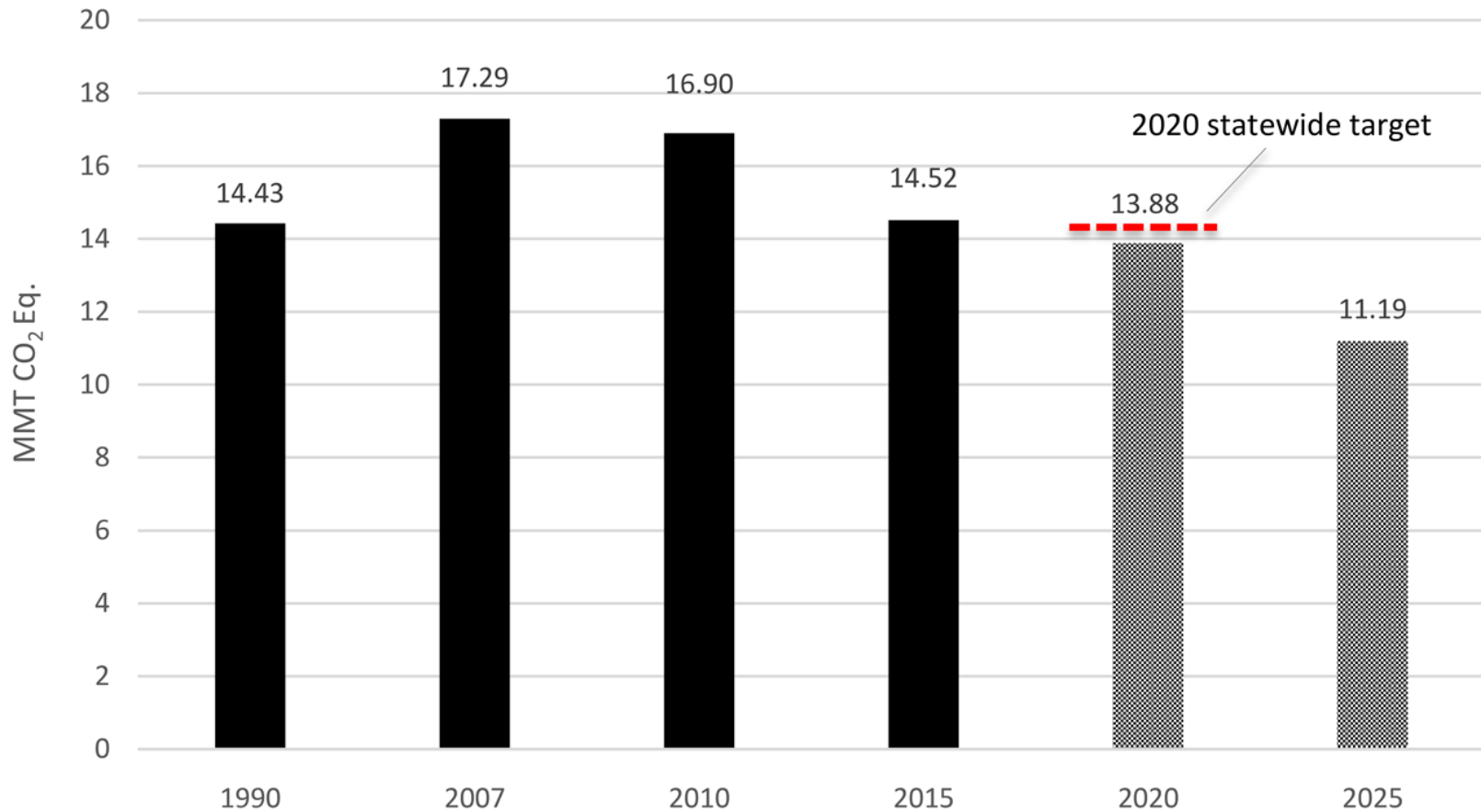
2015 Annual Report

- Statewide GHG emission trends.



2015 Annual Report

- Statewide GHG emission projections.



Thank You

- Mike Madsen & Keith McFall
- Clean Air Branch
- 586-4200
- 2827 Waimano Home Road, #130
- michael.madsen@doh.Hawaii.gov

